

plus One[®]

luxe ripple multi-vibe



instruction manual



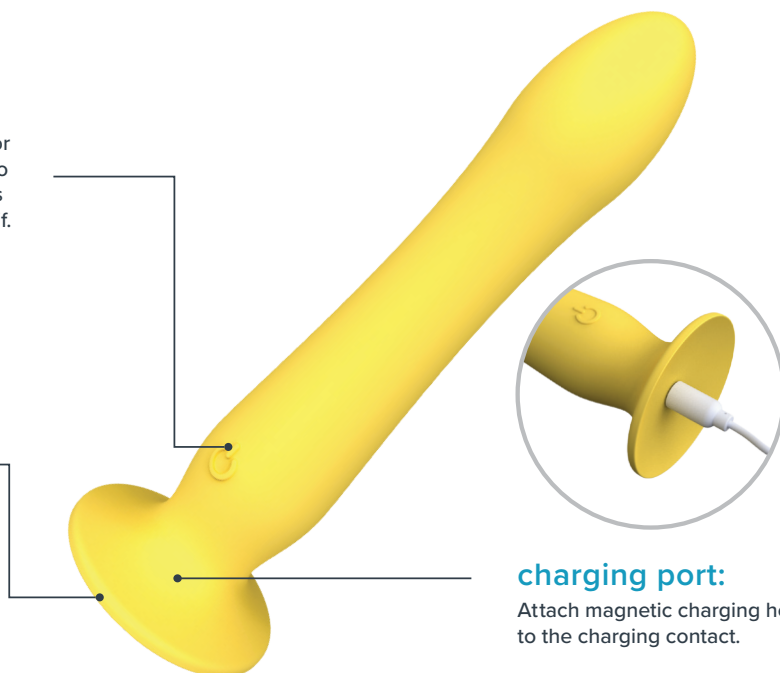
product overview

power button:

Press and hold the power button for 3 seconds to turn on. Press firmly to cycle through the 10 settings. Press and hold for 3 seconds to power off.

suction cup base:

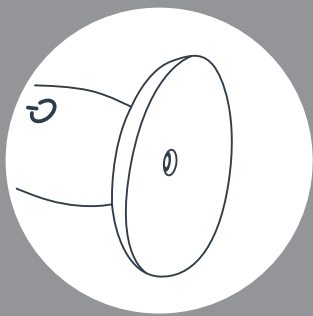
Attaches to flat surfaces and can be used hand-free and fits most strap-ons.



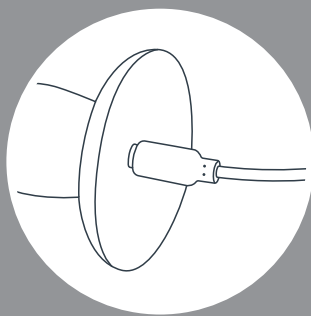
charging port:

Attach magnetic charging head to the charging contact.

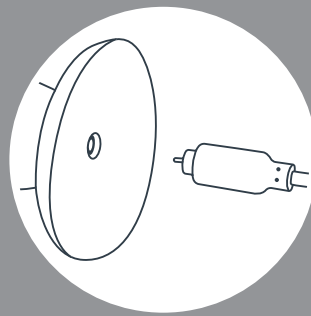
how to charge



1. The charging contact is a small metal circle located at the bottom of the device.



2. Line up the magnetic charging head with the contact.



3. The cable will magnetically attach itself into place. The power button LED will pulsate slowly to indicate charging.

special instructions:

Do not turn on while charging and/or cleaning. (While charging the light will flash; the light will turn solid when fully charged) **Low battery alert:** Light will flash rapidly when battery is running low. Use only with 5-volt USB wall adapter (standard mobile phone charger). Allow **120 minutes** for a full charge. Use water based lubricant only.

cleaning:

Clean thoroughly with mild soap and warm water, before and after each use.

storage:

Store in a cool dry place separately from other sexual wellness devices; sexual wellness devices of different material can damage each other if left in contact.

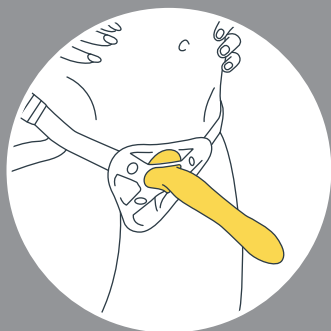
quality:

This product is manufactured using body-safe silicone that is harmless to the human body; free from phthalates, BPA and latex.

warnings:

Discontinue use if there is any discomfort for you or your partner. Do not expose device to water while charging.

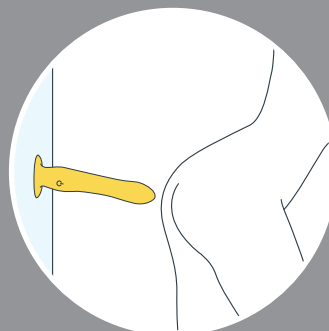
ways to use



The luxe ripple multi-vibe can be used with a harness for strap-on or pegging play with your partner. If using a harness, you'll need an O-ring with a 1 inch diameter (not included).



Slide the vibrating head into your vagina or anus for heightened internal stimulation. Explore by caressing the rhythmic multi-vibe's vibrating shaft directly against, or near, your vulva.



Attach the suction cup base to your shower wall for hands-free play. Using water-based lubricant, you can explore each of the 10 vibrating pleasure settings for full body sensations.

The battery shall be disposed in accordance with the local laws and regulations. If possible please recycle it. Users shall not take out or replace the battery by themselves; doing so may damage the product.

two year limited warranty:

Your new plusOne® products carry a warranty against manufacturing defects for two years from the date of original purchase. plusOne® will, at our option and upon submission of a valid proof of purchase within the warranty period, repair or replace the product free of charge.

For assistance or for issues related to performance, damages, warranty, regular maintenance or customer feedback please contact plusOne® toll free at (800) 514-2546, Monday – Friday from 8:30 am until 5:30pm EST or email us at info@myplusOne.com