

plus One[®]

vibrating plug



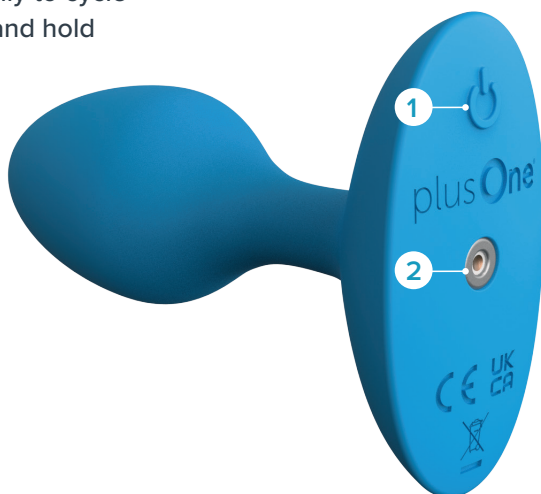
instruction manual



product overview

1) power button

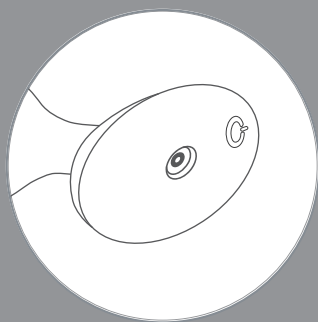
Press and hold the power button for 3 seconds to turn on. Press firmly to cycle through the 10 settings. Press and hold for 3 seconds to power off.



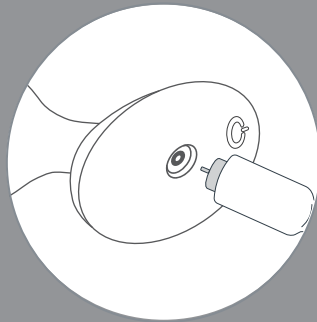
2) charging port

Attach the magnetic charging head to the charging contact.

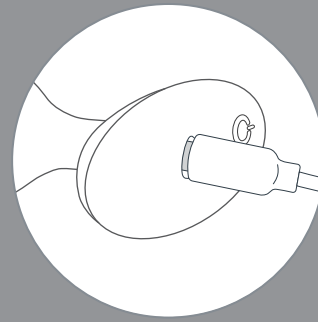
how to charge



1. The charging contact is a small metal circle located at the bottom of the device.



2. Line up the magnetic charging head with the charging contact.



3. The cable will magnetically attach into place. The power button LED light will pulsate slowly to indicate charging.

special instructions:

Do not turn on while charging and/or cleaning. (While charging the light will flash; the light will turn solid when fully charged) **Low battery alert:** Light will flash rapidly when battery is running low. Use only with 5-volt USB wall adapter (standard mobile phone charger). Allow 90 minutes for a full charge. Use water based lubricant only.

cleaning:

Clean thoroughly with mild soap and warm water, before and after each use.

storage:

Store in a cool dry place separately from other sex toys; sex toys of different material can damage each other if left in contact.

quality:

This product is manufactured using body-safe silicone that is harmless to the human body; free from phthalates, BPA and latex.

warnings:

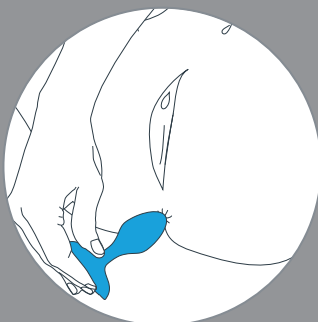
Discontinue use if there is any discomfort for you or your partner. Do not expose device to water while charging.

how to insert & use



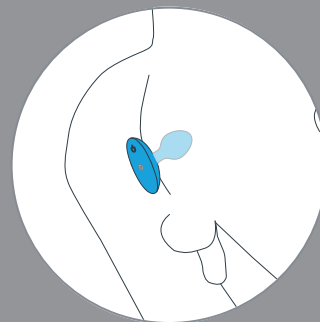
get started

Apply plusOne hydrolube™ personal lubricant to the rounded part of the vibrating plug. We recommend only using water-based lubes.



find the right spot

Insert the vibrating plug by relaxing your muscles and slowly sliding it into place. Remember: the plug handle must stay outside the body for easy removal.



control your experience

Turn on the vibrating plug and choose between the 10 high-performing vibration settings to reach the ultimate pleasure sensation.

The battery shall be disposed in accordance with the local laws and regulations. If possible please recycle it. Users shall not take out or replace the battery by themselves; doing so may damage the product.

two year limited warranty:

Your new plusOne® products carry a warranty against manufacturing defects for two years from the date of original purchase. plusOne® will, at our option and upon submission of a valid proof of purchase within the warranty period, repair or replace the product free of charge.

For assistance or for issues related to performance, damages, warranty, regular maintenance or customer feedback please contact plusOne® toll free at (800) 514-2546, Monday – Friday from 8:30 am until 5:30pm EST or email us at info@myplusOne.com